



Calibration Certificate

Certificate No. **23166**

Page 1 of 4 Pages

Customer : Lam Geotechnics Limited

Address : 11/F, Centre Point, 181-185 Gloucester Road, Wanchai, Hong Kong.

Order No. : Q21208

Date of receipt : 24-May-12

Item Tested

Description : Precision Integrating Sound Level Meter

Manufacturer : Rion

Model : NL-14

Serial No. : 10303242

Test Conditions

Date of Test : 5-Jun-12

Supply Voltage : --

Ambient Temperature : (23 ± 3)°C

Relative Humidity : (50 ± 25) %

Test Specifications

Calibration check.

Ref. Document/Procedure: Z01.

Test Results

All results were within the IEC 651 Type 1 or IEC 804 Type 1 specification after adjustment.

The results are shown in the attached page(s).


Main Test equipment used:


<u>Equipment No.</u>	<u>Description</u>	<u>Cert. No.</u>	<u>Traceable to</u>
S017	Multi-Function Generator	C101623	SCL-HKSAR
S024	Sound Level Calibrator	15136	NIM-PRC & SCL-HKSAR

The values given in this Calibration Certificate only relate to the values measured at the time of the test and any uncertainties quoted will not include allowance for the equipment long term drift, variations with environmental changes, vibration and shock during transportation, overloading, mis-handling, or the capability of any other laboratory to repeat the measurement. Hong Kong Calibration Ltd. shall not be liable for any loss or damage resulting from the use of the equipment.

The test equipment used for calibration are traceable to International System of Units (SI).

The test results apply to the above Unit-Under-Test only

Calibrated by : 
P. F. Wong

Approved by : 
Dorothy Cheuk

Date: 6-Jun-12



Calibration Certificate

Certificate No. 23166

Page 2 of 4 Pages

Results :

1. SPL Accuracy

UUT Setting				Applied Value (dB)	UUT Reading (dB)	
Level Range (dB)	Filter	Weight	Time Const.		Before adjust.	After adjust.
40 – 100	OFF	L _P	Fast	94.0	--	94.1
		L _{PA}	Fast		*92.2	94.1
			Slow		--	94.1
		L _{PC}	Fast		--	94.1
60 – 120	OFF	L _P	Fast	94.0	--	94.0
		L _{PA}	Fast		--	94.0
			Slow		--	94.0
		L _{PC}	Fast		--	94.0
60 – 120	OFF	L _P	Fast	114.0	--	114.1
		L _{PA}	Fast		--	114.1
			Slow		--	114.1
		L _{PC}	Fast		--	114.1

IEC 651 Type 1 Spec. : ± 0.7 dB

Uncertainty : ± 0.2 dB

2. Level Stability : 0.1 dB

IEC 651 Type 1 Spec. : ± 0.3 dB

Uncertainty : ± 0.01 dB



Calibration Certificate

Certificate No. 23166

Page 3 of 4 Pages

3. Linearity

3.1 Level Linearity

UUT Range (dB)	Applied Value (dB)	UUT Reading (dB)	Variation (dB)	IEC 651 Type 1 Spec. (Primary Indicator Range)
140	114.0	113.9	-0.1	± 0.7 dB
130	104.0	103.9	-0.1	
120	94.0	94.0 (Ref.)	--	
110	84.0	84.0	0.0	
100	74.0	74.1	+0.1	
90	64.0	64.1	+0.1	
80	54.0	54.2	+0.2	

Uncertainty : ± 0.1 dB

3.2 Differential level linearity

UUT Range (dB)	Applied Value (dB)	UUT Reading (dB)	Variation (dB)	IEC 651 Type 1 Spec.
120	84.0	84.1	+0.1	± 0.4 dB
	94.0	94.0 (Ref.)	--	
	95.0	95.0	0.0	± 0.2 dB

Uncertainty : ± 0.1 dB

4. Frequency Weighting

A weighting

Frequency	Attenuation (dB)	IEC 651 Type 1 Spec.
31.5 Hz	-39.0	- 39.4 dB, ± 1.5 dB
63 Hz	-25.9	- 26.2 dB, ± 1.5 dB
125 Hz	-15.9	- 16.1 dB, ± 1 dB
250 Hz	-8.5	- 8.6 dB, ± 1 dB
500 Hz	-3.2	- 3.2 dB, ± 1 dB
1 kHz	0.0 (Ref)	0 dB, ± 1 dB
2 kHz	+1.1	+ 1.2 dB, ± 1 dB
4 kHz	+0.8	+ 1.0 dB, ± 1 dB
8 kHz	-1.5	- 1.1 dB, + 1.5 dB ~ -3 dB
16 kHz	-7.2	- 6.6 dB, + 3 dB ~ - ∞

Uncertainty : ± 0.1 dB



Calibration Certificate

Certificate No. 23166

Page 4 of 4 Pages

5. Time Averaging

Applied Burst duty Factor	Applied Leq Value (dB)	UUT Reading (dB)	IEC 804 Type 1 Spec.
continuous	40.0	40.0	--
1/10	40.0	39.9	± 0.5 dB
1/10 ²	40.0	39.7	
1/10 ³	40.0	39.4	± 1.0 dB
1/10 ⁴	40.0	39.3	

Uncertainty : ± 0.1 dB

- Remark : 1. UUT : Unit-Under-Test
2. The uncertainty claimed is for a confidence probability of not less than 95%.
3. Atmospheric Pressure : 1 000 hPa.
4. *Out of Specification

----- END -----



Calibration Certificate

Certificate No. **23167**

Page 1 of 2 Pages

Customer : Lam Geotechnics Limited

Address : 11/F, Centre Point, 181-185 Gloucester Road, Wanchai, Hong Kong.

Order No. : Q21208

Date of receipt : 24-May-12

Item Tested

Description : Sound Level Calibrator

Manufacturer : Rion

Model : NC-73

Serial No. : 10465798

Test Conditions

Date of Test : 6-Jun-12

Supply Voltage : --

Ambient Temperature : (23 ± 3)°C

Relative Humidity : (50 ± 25) %

Test Specifications

Calibration check.

Ref. Document/Procedure : F21, Z02.

Test Results

All results were within the manufacturer's specification.

The results are shown in the attached page(s).


Main Test equipment used:

<u>Equipment No.</u>	<u>Description</u>	<u>Cert. No.</u>	<u>Traceable to</u>
S014	Spectrum Analyzer	13535	NIM-PRC & SCL-HKSAR
S024	Sound Level Calibrator	15136	NIM-PRC & SCL-HKSAR
S041	Universal Counter	15610	SCL-HKSAR
S206	Sound Level Meter	16338	SCL-HKSAR

The values given in this Calibration Certificate only relate to the values measured at the time of the test and any uncertainties quoted will not include allowance for the equipment long term drift, variations with environmental changes, vibration and shock during transportation, overloading, mis-handling, or the capability of any other laboratory to repeat the measurement. Hong Kong Calibration Ltd. shall not be liable for any loss or damage resulting from the use of the equipment.

The test equipment used for calibration are traceable to International System of Units (SI).

The test results apply to the above Unit-Under-Test only

Calibrated by : 
P. F. Wong

Approved by : 
Dorothy Cheuk

Date: 6-Jun-12



Calibration Certificate

Certificate No. 23167

Page 2 of 2 Pages

Results :

1. Level Accuracy (at 1 kHz)

UUT Nominal Value	Measured Value	Mfr's Spec.
94 dB	94.43	± 1 dB

Uncertainty : ± 0.2 dB

2. Frequency Accuracy

UUT Nominal Value	Measured Value	Mfr's Spec.
1 kHz	0.982 kHz	± 2 %

Uncertainty : ± 0.1 %

3. Level Stability : 0.0 dB

Uncertainty : ± 0.01 dB

4. Total Harmonic Distortion : < 0.5 %

Mfr's Spec. : < 3 %

Uncertainty : ± 2.3 % of reading

Remark : 1. UUT : Unit-Under-Test

2. The uncertainty claimed is for a confidence probability of not less than 95%.

3. The above measured values are the mean of 3 measurement.

4. Atmospheric Pressure : 1 000 hPa

----- END -----



Calibration Certificate

Certificate No. 13813

Page 1 of 4 Pages

Customer : Lam Geotechnics Limited

Address : 11/F., Centre Point, 181-185 Gloucester Road, Wanchai, Hong Kong

Order No. : Q11569

Date of receipt : 7-Jul-11

Item Tested

Description : Sound Level Meter

Manufacturer : B&K

Model : 2250

Serial No. : 2722310

Test Conditions

Date of Test : 8-Jul-11

Supply Voltage : -

Ambient Temperature : $(23 \pm 3)^{\circ}\text{C}$

Relative Humidity : $(50 \pm 25) \%$

Test Specifications

Calibration check.

Ref. Document/Procedure: Z01.

Test Results

All results were within the IEC 651 Type 1, IEC 804 Type 1 & IEC 1260 Class 1 specification.

The results are shown in the attached page(s).

Main Test equipment used:


<u>Equipment No.</u>	<u>Description</u>	<u>Cert. No.</u>	<u>Traceable to</u>
S017A	Multi-Function Generator	07279	SCL-HKSAR
S024	Sound Level Calibrator	04062	NIM-PRC & SCL-HKSAR

The values given in this Calibration Certificate only relate to the values measured at the time of the test and any uncertainties quoted will not include allowance for the equipment long term drift, variations with environmental changes, vibration and shock during transportation, overloading, mis-handling, or the capability of any other laboratory to repeat the measurement. Hong Kong Calibration Ltd. shall not be liable for any loss or damage resulting from the use of the equipment.


The test equipment used for calibration are traceable to International System of Units (SI).

The test results apply to the above Unit-Under-Test only

Calibrated by :


P. F. Wong

Approved by :


Dorothy Cheuk

Date: 8-Jul-11

This Certificate is issued by:

Hong Kong Calibration Ltd.

Unit 8B, 24/F., Well Fung Industrial Centre, No. 58-76, Ta Chuen Ping Street, Kwai Chung, NT, Hong Kong.

Tel: 2425 8901 Fax: 2425 8646

The copyright of this certificate is owned by Hong Kong Calibration Ltd.. It may not be reproduced except in full.



Calibration Certificate

Certificate No. 13813

Page 2 of 4 Pages

Results :

1. SPL

UUT Setting				Applied Value (dB)	UUT Reading (dB)
Range	Freq. Wgt.	Time Const.	Center Freq.		
20 - 140	A (SPL)	Fast	--	94.0	93.8
		Slow	--		93.8
	C (SPL)	Fast	--	94.0	93.9
	A (SPL)	Fast	--	114.0	113.7
		Slow	--		113.7
	C (SPL)	Fast	--	114.0	113.7
	--	1/1 - Oct/Fast	1 kHz	94.0	93.8
	--			114.0	113.7
	--	1/3 - Oct/Fast	1 kHz	94.0	93.8
	--			114.0	113.7

IEC 651 Type 1 Spec. : ± 0.7 dB

Uncertainty : ± 0.2 dB

2. Level Stability : 0.0 dB

IEC 651 Type 1 Spec. : ± 0.3 dB

Uncertainty : ± 0.01 dB

3. Linearity

Differential level linearity

UUT Range (dB)	Applied Value (dB)	UUT Rdg (dB)	Variation (dB)	IEC 651 Type 1 Spec.
120	84.0	83.8	0.0	± 0.4 dB
	94.0	93.8 (Ref.)	--	
	95.0	94.8	0.0	± 0.2 dB

Uncertainty : ± 0.1 dB



Calibration Certificate

Certificate No. 13813

Page 3 of 4 Pages

4. Frequency Weighting

A weighting

Frequency	Attenuation (dB)	IEC 651 Type 1 Spec.
31.5 Hz	-39.9	- 39.4 dB, ± 1.5 dB
63 Hz	-26.6	- 26.2 dB, ± 1.5 dB
125 Hz	-16.5	- 16.1 dB, ± 1 dB
250 Hz	-9.0	- 8.6 dB, ± 1 dB
500 Hz	-3.5	- 3.2 dB, ± 1 dB
1 kHz	0.0 (Ref)	0 dB, ± 1 dB
2 kHz	+1.4	+ 1.2 dB, ± 1 dB
4 kHz	+1.2	+ 1.0 dB, ± 1 dB
8 kHz	-1.2	- 1.1 dB, +1.5 dB \sim -3 dB
16 kHz	-5.8	- 6.6 dB, +3 dB \sim - ∞

Uncertainty : ± 0.1 dB

5. Time Averaging

Applied Burst duty Factor	Applied Leq Value (dB)	UUT Reading (dB)	IEC 804 Type 1 Spec.
continuous	40.0	--	--
1/10	40.0	40.0	± 0.5 dB
1/10 ²	40.0	39.9	± 1.0 dB
1/10 ³	40.0	40.0	
1/10 ⁴	40.0	40.0	

Uncertainty : ± 0.1 dB



Calibration Certificate

Certificate No. 13813

Page 4 of 4 Pages

6. Filter Characteristics

6.1 1/1 – Octave Filter

Frequency	Attenuation (dB)	IEC 1260 Class 1 Spec. (dB)
125 Hz	-64.2	< - 61
250 Hz	-44.9	< - 42
500 Hz	-21.0	< - 17.5
707 Hz	-3.8	- 2 ~ - 5
1 kHz (Ref)	--	--
1.414 kHz	-3.5	- 2 ~ - 5
2 kHz	-20.8	< - 17.5
4 kHz	-55.9	< - 42
8 kHz	-85.7	< - 61

Uncertainty : ± 0.25 dB

6.2 1/3 – Octave Filter

Frequency	Attenuation (dB)	IEC 1260 Class 1 Spec.(dB)
326 Hz	-63.6	< - 61
530 Hz	-47.9	< - 42
772 Hz	-23.5	< - 17.5
891 Hz	-3.7	+ 0.3 ~ - 5.0
1 kHz (Ref)	--	--
1.122 kHz	-3.6	+ 0.3 ~ - 5.0
1.296 kHz	-23.4	< - 17.5
1.887 kHz	-48.1	< - 42
3.070 kHz	-69.8	< - 61

Uncertainty : ± 0.25 dB

Remarks : 1. UUT : Unit-Under-Test

2. The uncertainty claimed is for a confidence probability of not less than 95%.

3. Atmospheric pressure : 1 000 hPa.

----- END -----



Calibration Certificate

Certificate No. 13784

Page 1 of 4 Pages

Customer : Lam Geotechnics Limited

Address : 11/F., Centre Point, 181-185 Gloucester Road, Wanchai, Hong Kong

Order No. : Q11569

Date of receipt : 6-Jul-11

Item Tested

Description : Sound Level Meter

Manufacturer : B&K

Model : 2250

Serial No. : 2722311

Test Conditions

Date of Test : 6-Jul-11

Supply Voltage : --

Ambient Temperature : (23 ± 3)°C

Relative Humidity : (50 ± 25) %

Test Specifications

Calibration check.

Ref. Document/Procedure: Z01.

Test Results

All results were within the IEC 651 Type 1, IEC 804 Type 1 & IEC 1260 Class 1 specification.


The results are shown in the attached page(s).


Main Test equipment used:

<u>Equipment No.</u>	<u>Description</u>	<u>Cert. No.</u>	<u>Traceable to</u>
S017	Multi-Function Generator	C101623	SCL-HKSAR
S024	Sound Level Calibrator	04062	NIM-PRC & SCL-HKSAR

The values given in this Calibration Certificate only relate to the values measured at the time of the test and any uncertainties quoted will not include allowance for the equipment long term drift, variations with environmental changes, vibration and shock during transportation, overloading, mis-handling, or the capability of any other laboratory to repeat the measurement. Hong Kong Calibration Ltd. shall not be liable for any loss or damage resulting from the use of the equipment.

The test equipment used for calibration are traceable to International System of Units (SI).
The test results apply to the above Unit-Under-Test only

Calibrated by : 
P. F. Wong

Approved by : 
Dorothy Cheuk

Date: 6-Jul-11

This Certificate is issued by:
Hong Kong Calibration Ltd.
Unit 8B, 24/F., Well Fung Industrial Centre, No. 58-76, Ta Chuen Ping Street, Kwai Chung, NT, Hong Kong.
Tel: 2425 8801 Fax: 2425 8646

The copyright of this certificate is owned by Hong Kong Calibration Ltd.. It may not be reproduced except in full.



Calibration Certificate

Certificate No. 13784

Page 2 of 4 Pages

Results :

1. SPL

UUT Setting				Applied Value (dB)	UUT Reading (dB)
Range	Freq. Wgt.	Time Const.	Center Freq.		
20 - 140	A (SPL)	Fast	--	94.0	93.9
		Slow	--		93.9
	C (SPL)	Fast	--	94.0	93.9
	A (SPL)	Fast	--	114.0	113.8
		Slow	--		113.8
	C (SPL)	Fast	--	114.0	113.8
	--	1/1 - Oct/Fast	1 kHz	94.0	93.8
				114.0	113.7
	--	1/3 - Oct/Fast	1 kHz	94.0	93.7
				114.0	113.6

IEC 651 Type 1 Spec. : ± 0.7 dB

Uncertainty : ± 0.1 dB

2. Level Stability : 0.0 dB

IEC 651 Type 1 Spec. : ± 0.3 dB

Uncertainty : ± 0.01 dB

3. Linearity

Differential level linearity

UUT Range (dB)	Applied Value (dB)	UUT Rdg (dB)	Variation (dB)	IEC 651 Type 1 Spec.
20~140	84.0	83.9	0.0	± 0.4 dB
	94.0	93.9 (Ref.)	--	
	95.0	95.0	+0.1	± 0.2 dB

Uncertainty : ± 0.1 dB



Calibration Certificate

Certificate No. 13784

Page 3 of 4 Pages

4. Frequency Weighting

A weighting

Frequency	Attenuation (dB)	IEC 651 Type 1 Spec.
31.5 Hz	-39.8	- 39.4 dB, ± 1.5 dB
63 Hz	-26.5	- 26.2 dB, ± 1.5 dB
125 Hz	-16.5	- 16.1 dB, ± 1 dB
250 Hz	-9.0	- 8.6 dB, ± 1 dB
500 Hz	-3.5	- 3.2 dB, ± 1 dB
1 kHz	0.0 (Ref)	0 dB, ± 1 dB
2 kHz	+1.1	+ 1.2 dB, ± 1 dB
4 kHz	+1.1	+ 1.0 dB, ± 1 dB
8 kHz	-1.3	- 1.1 dB, + 1.5 dB \sim -3 dB
16 kHz	-5.9	- 6.6 dB, + 3 dB \sim $-\infty$

Uncertainty : ± 0.1 dB

5. Time Averaging

Applied Burst duty Factor	Applied Leq Value (dB)	UUT Reading (dB)	IEC 804 Type 1 Spec.
continuous	40.0	--	--
1/10	40.0	40.1	± 0.5 dB
1/10 ²	40.0	40.0	
1/10 ³	40.0	40.0	± 1.0 dB
1/10 ⁴	40.0	40.0	

Uncertainty : ± 0.1 dB



Calibration Certificate

Certificate No. 13784

Page 4 of 4 Pages

6. Filter Characteristics

6.1 1/1 – Octave Filter

Frequency	Attenuation (dB)	IEC 1260 Class 1 Spec. (dB)
125 Hz	-64.2	< - 61
250 Hz	-44.9	< - 42
500 Hz	-21.1	< - 17.5
707 Hz	-3.8	- 2 ~ - 5
1 kHz (Ref)	--	--
1.414 kHz	-3.6	- 2 ~ - 5
2 kHz	-20.9	< - 17.5
4 kHz	-56.0	< - 42
8 kHz	-86.0	< - 61

Uncertainty : ± 0.25 dB

6.2 1/3 – Octave Filter

Frequency	Attenuation (dB)	IEC 1260 Class 1 Spec.(dB)
326 Hz	-64.9	< - 61
530 Hz	-48.1	< - 42
772 Hz	-23.6	< - 17.5
891 Hz	-3.9	+ 0.3 ~ - 5.0
1 kHz (Ref)	--	--
1.122 kHz	-3.9	+ 0.3 ~ - 5.0
1.296 kHz	-23.7	< - 17.5
1.887 kHz	-48.8	< - 42
3.070 kHz	-70.4	< - 61

Uncertainty : ± 0.25 dB

- Remarks : 1. UUT : Unit-Under-Test
2. The uncertainty claimed is for a confidence probability of not less than 95%.
3. Atmospheric pressure : 996 hPa.

----- END -----



ALS Technichem (HK) Pty Ltd

REPORT OF EQUIPMENT PERFORMANCE CHECK/CALIBRATION

CONTACT: MR MANSON YEUNG
CLIENT: LAM GEOTECHNICS LIMITED
ADDRESS: 11/F., CENTRE POINT,
181-185 GLOUCESTER ROAD,
WAN CHAI, HONG KONG

WORK ORDER: HK1205547
LABORATORY: HONG KONG
DATE RECEIVED: 28/02/2012
DATE OF ISSUE: 05/03/2012

PROJECT: --

COMMENTS

It is certified that the item under calibration/checking has been calibrated/checked by corresponding calibrated equipment in the laboratory.
Maximum Tolerance and calibration frequency stated in the report, unless otherwise stated, the internal acceptance criteria of ALS will be followed.

Scope of Test: Dissolved Oxygen, pH, Salinity and Temperature
Description: YSI Pro Plus multimeter
Brand Name: YSI
Model No.: YSI Professional Plus
Serial No.: 11H100476
Equipment No.: --
Date of Calibration: 05 March, 2012

NOTES


This is the Final Report and supersedes any preliminary report with this batch number.
Results apply to sample(s) as submitted. All pages of this report have been checked and approved for release.

ISSUING LABORATORY: HONG KONG

Address

ALS Technichem (HK) Pty Ltd
11/F Chung Shun Knitting Centre
1-3 Wing Yip Street
Kwai Chung
HONG KONG

Phone: 852-2610 1044
Fax: 852-2610 2021
Email: hongkong@alsglobal.com


Mr Chan Kwok Fai, Godfrey
Laboratory Manager - Hong Kong

This report may not be reproduced except with prior written approval from ALS Technichem (HK) Pty Ltd.

Page 1 of 2

REPORT OF EQUIPMENT PERFORMANCE CHECK/CALIBRATION

Work Order: HK1205547
Date of Issue: 05/03/2012
Client: LAM GEOTECHNICS LIMITED



Description: YSI Pro Plus multimeter
Brand Name: YSI
Model No.: YSI Professional Plus
Serial No.: 11H100476
Equipment No.: --
Date of Calibration: 05 March, 2012 **Date of next Calibration:** 05 June, 2012

Parameters:

Dissolved Oxygen

Method Ref: APHA (21st edition), 4500O: G

Expected Reading (mg/L)	Displayed Reading (mg/L)	Tolerance (mg/L)
6.72	6.65	-0.07
7.29	7.20	-0.09
8.75	8.64	-0.11
Tolerance Limit (±mg/L)		0.20

pH Value

Method Ref: APHA (21st edition), 4500H:B

Expected Reading (pH Unit)	Displayed Reading (pH Unit)	Tolerance (pH unit)
4.0	3.99	-0.01
7.0	7.01	0.01
10.0	9.98	-0.02
Tolerance Limit (±unit)		0.20

Salinity


Method Ref: APHA (21st edition), 2520B

Expected Reading (ppt)	Displayed Reading (ppt)	Tolerance (%)
10.0	9.94	-0.6
20.0	20.01	0.1
30.0	29.93	-0.2
Tolerance Limit (±%)		10.0

Temperature

Method Ref: Section 6 of International Accreditation New Zealand Technical Guide No. 3 Second edition March 2008: Working Thermometer Calibration Procedure.

Expected Reading (°C)	Displayed Reading (°C)	Tolerance (°C)
12.0	11.5	-0.5
22.0	21.3	-0.7
31.0	30.3	-0.7
Tolerance Limit (°C)		2.0


 Mr. Chan Kwok Fai, Godfrey
 Laboratory Manager - Hong Kong



ALS Technichem (HK) Pty Ltd

REPORT OF EQUIPMENT PERFORMANCE CHECK/CALIBRATION

CONTACT: MS EMILY KONG
CLIENT: LAM GEOTECHNICS LIMITED
ADDRESS: 11/F., CENTRE POINT,
181-185 GLOUCESTER ROAD,
WAN CHAI, HONG KONG
PROJECT: --

WORK ORDER: HK1211412
LABORATORY: HONG KONG
DATE RECEIVED: 03/05/2012
DATE OF ISSUE: 10/05/2012

COMMENTS

It is certified that the item under calibration/checking has been calibrated/checked by corresponding calibrated equipment in the laboratory.
Maximum Tolerance and calibration frequency stated in the report, unless otherwise stated, the internal acceptance criteria of ALS will be followed.

Scope of Test: Dissolved Oxygen, pH, Salinity and Temperature
Description: YSI Pro Plus multimeter
Brand Name: YSI
Model No.: YSI Professional Plus
Serial No.: 11H100476
Equipment No.: --
Date of Calibration: 08 May, 2012

NOTES

This is the Final Report and supersedes any preliminary report with this batch number.
Results apply to sample(s) as submitted. All pages of this report have been checked and approved for release.

ISSUING LABORATORY: HONG KONG

Address

ALS Technichem (HK) Pty Ltd
11/F Chung Shun Knitting Centre
1-3 Wing Yip Street
Kwai Chung
HONG KONG

Phone: 852-2610 1044
Fax: 852-2610 2021
Email: hongkong@alsglobal.com


Mr. Chan Kwok Fai, Godfrey
Laboratory Manager - Hong Kong

This report may not be reproduced except with prior written approval from ALS Technichem (HK) Pty Ltd.

Page 1 of 2

REPORT OF EQUIPMENT PERFORMANCE CHECK/CALIBRATION

Work Order: HK1211412
Date of Issue: 10/05/2012
Client: LAM GEOTECHNICS LIMITED



Description: YSI Pro Plus multimeter
Brand Name: YSI
Model No.: YSI Professional Plus
Serial No.: 11H100476
Equipment No.: --
Date of Calibration: 08 May, 2012

Date of next Calibration: 08 August, 2012

Parameters:

Dissolved Oxygen

Method Ref: APHA (21st edition), 4500O: G

Expected Reading (mg/L)	Displayed Reading (mg/L)	Tolerance (mg/L)
2.40	2.54	0.14
6.02	6.16	0.14
8.12	8.00	-0.12
Tolerance Limit (\pm mg/L)		0.20

pH Value

Method Ref: APHA (21st edition), 4500H:B

Expected Reading (pH Unit)	Displayed Reading (pH Unit)	Tolerance (pH unit)
4.0	4.03	0.03
7.0	7.04	0.04
10.0	9.92	-0.08
Tolerance Limit (\pm unit)		0.20

Salinity

Method Ref: APHA (21st edition), 2520B


Expected Reading (ppt)	Displayed Reading (ppt)	Tolerance (%)
10.0	9.80	-2.0
20.0	19.57	-2.2
30.0	29.39	-2.0
Tolerance Limit (\pm %)		10.0

Temperature

Method Ref: Section 6 of International Accreditation New Zealand Technical

Guide No. 3 Second edition March 2008: Working Thermometer Calibration Procedure.

Expected Reading ($^{\circ}$ C)	Displayed Reading ($^{\circ}$ C)	Tolerance ($^{\circ}$ C)
11.5	11.1	-0.4
21.5	21.2	-0.3
38.5	38.7	0.2
Tolerance Limit ($^{\circ}$ C)		2.0



 Mr Chan Kwok Fai, Godfrey
 Laboratory Manager - Hong Kong



REPORT OF EQUIPMENT PERFORMANCE CHECK/CALIBRATION

CONTACT: MS CHERRY MAK
CLIENT: LAM GEOTECHNICS LIMITED
ADDRESS: 11/F., CENTRE POINT,
181-185 GLOUCESTER ROAD,
WAN CHAI, HONG KONG

WORK ORDER: HK1207574
LABORATORY: HONG KONG
DATE RECEIVED: 20/03/2012
DATE OF ISSUE: 24/03/2012

PROJECT: --

COMMENTS

It is certified that the item under calibration/checking has been calibrated/checked by corresponding calibrated equipment in the laboratory. Maximum Tolerance and calibration frequency stated in the report, unless otherwise stated, the internal acceptance criteria of ALS will be followed.

Scope of Test: Turbidity
Description: Turbidimeter
Brand Name: HACH
Model No.: 2100Q
Serial No.: 11080C011942
Equipment No.: --
Date of Calibration: 21 March, 2012

NOTES

This is the Final Report and supersedes any preliminary report with this batch number. Results apply to sample(s) as submitted. All pages of this report have been checked and approved for release.

ISSUING LABORATORY: HONG KONG

Address

ALS Technichem (HK) Pty Ltd
11/F Chung Shun Knitting Centre
1-3 Wing Yip Street
Kwai Chung
HONG KONG

Phone: 852-2610 1044
Fax: 852-2610 2021
Email: hongkong@alsglobal.com


Mr Chan Kwok Fai, Godfrey
Laboratory Manager - Hong Kong

This report may not be reproduced except with prior written approval from ALS Technichem (HK) Pty Ltd.

REPORT OF EQUIPMENT PERFORMANCE CHECK/CALIBRATION

Work Order: HK1207574 /
Date of Issue: 24/03/2012
Client: LAM GEOTECHNICS LIMITED



Description: Turbidimeter
Brand Name: HACH
Model No.: 2100Q
Serial No.: 11080C011942
Equipment No.: --
Date of Calibration: 21 March, 2012

Date of next Calibration: 21 June, 2012

Parameters:

Turbidity

Method Ref: APHA 21st Ed. 2130B

Expected Reading (NTU)	Displayed Reading (NTU)	Tolerance (%)
0	0.14	--
4	4.24	6.0
40	41.9	4.8
80	87.1	8.9
400	431	7.8
800	861	7.6
	Tolerance Limit ($\pm\%$)	10.0


Mr Chan Kwok Fai, Godfrey
Laboratory Manager - Hong Kong



ALS Technichem (HK) Pty Ltd

REPORT OF EQUIPMENT PERFORMANCE CHECK/CALIBRATION

CONTACT: MS EMILY KONG
CLIENT: LAM GEOTECHNICS LIMITED
ADDRESS: 11/F., CENTRE POINT,
181-185 GLOUCESTER ROAD,
WAN CHAI,
HONG KONG

WORK ORDER: HK1210820
LABORATORY: HONG KONG
DATE RECEIVED: 25/04/2012
DATE OF ISSUE: 02/05/2012

PROJECT: --

COMMENTS

It is certified that the item under calibration/checking has been calibrated/checked by corresponding calibrated equipment in the laboratory.
Maximum Tolerance and calibration frequency stated in the report, unless otherwise stated, the internal acceptance criteria of ALS will be followed.

Scope of Test: Turbidity
Description: Turbidity Meter
Brand Name: HACH
Model No.: HACH 2100Q
Serial No.: 11080C011937
Equipment No.: --
Date of Calibration: 27 April, 2012

NOTES

This is the Final Report and supersedes any preliminary report with this batch number.
Results apply to sample(s) as submitted. All pages of this report have been checked and approved for release.

ISSUING LABORATORY: HONG KONG

Address

ALS Technichem (HK) Pty Ltd
11/F Chung Shun Knitting Centre
1-3 Wing Yip Street
Kwai Chung
HONG KONG

Phone: 852-2610 1044
Fax: 852-2610 2021
Email: hongkong@alsglobal.com


Mr. Chan Kwok Fai, Godfrey
Laboratory Manager - Hong Kong

This report may not be reproduced except with prior written approval from ALS Technichem (HK) Pty Ltd.

Page 1 of 2

REPORT OF EQUIPMENT PERFORMANCE CHECK/CALIBRATION

Work Order: HK1210820
Date of Issue: 02/05/2012
Client: LAM GEOTECHNICS LIMITED



Description: Turbidity Meter
Brand Name: HACH
Model No.: HACH 2100Q
Serial No.: 11080C011937
Equipment No.: --
Date of Calibration: 27 April, 2012

Date of next Calibration: 27 July, 2012

Parameters:

Turbidity

Method Ref: APHA 21st Ed. 2130B

Expected Reading (NTU)	Displayed Reading (NTU)	Tolerance (%)
0	0.29	--
4	4.20	5.0
40	37.5	-6.3
80	78.3	-2.1
400	378	-5.5
800	779	-2.6
	Tolerance Limit ($\pm\%$)	10.0


Mr Chan Kwok Fai, Godfrey
Laboratory Manager - Hong Kong



TISCH ENVIRONMENTAL, INC.
 145 SOUTH MIAMI AVE.
 VILLAGE OF CLEVELAND, OH 45002
 513.467.9000
 877.263.7610 TOLL FREE
 513.467.9009 FAX
 WWW.TISCH-ENV.COM

AIR POLLUTION MONITORING EQUIPMENT

ORIFICE TRANSFER STANDARD CERTIFICATION WORKSHEET TE-5025A

Date - Jul 11, 2011 Rootsmeter S/N 0438320 Ta (K) - 298
 Operator Tisch Orifice I.D. - 0005 Pa (mm) - 749.3

PLATE OR Run #	VOLUME START (m3)	VOLUME STOP (m3)	DIFF VOLUME (m3)	DIFF TIME (min)	METER DIFF Hg (mm)	ORFICE DIFF H2O (in.)
1	NA	NA	1.00	1.3710	3.2	2.00
2	NA	NA	1.00	0.9730	6.4	4.00
3	NA	NA	1.00	0.8690	7.9	5.00
4	NA	NA	1.00	0.8300	8.8	5.50
5	NA	NA	1.00	0.6850	12.8	8.00

DATA TABULATION

Vstd	(x axis) Qstd	(y axis)	Va	(x axis) Qa	(y axis)
0.9817	0.7160	1.4042	0.9957	0.7263	0.8919
0.9775	1.0046	1.9859	0.9915	1.0190	1.2613
0.9754	1.1225	2.2203	0.9894	1.1385	1.4101
0.9743	1.1739	2.3286	0.9882	1.1907	1.4790
0.9690	1.4126	2.8084	0.9829	1.4328	1.7837
Qstd slope (m) = 2.01593			Qa slope (m) = 1.26234		
intercept (b) = -0.03978			intercept (b) = -0.02526		
coefficient (r) = 0.99999			coefficient (r) = 0.99999		
y axis = SQRT[H2O (Pa/760) (298/Ta)]			y axis = SQRT[H2O (Ta/Pa)]		

CALCULATIONS

$$Vstd = \text{Diff. Vol} [(Pa - \text{Diff. Hg}) / 760] (298 / Ta)$$

$$Qstd = Vstd / \text{Time}$$


$$Va = \text{Diff. Vol} [(Pa - \text{Diff. Hg}) / Pa]$$

$$Qa = Va / \text{Time}$$

For subsequent flow rate calculations:

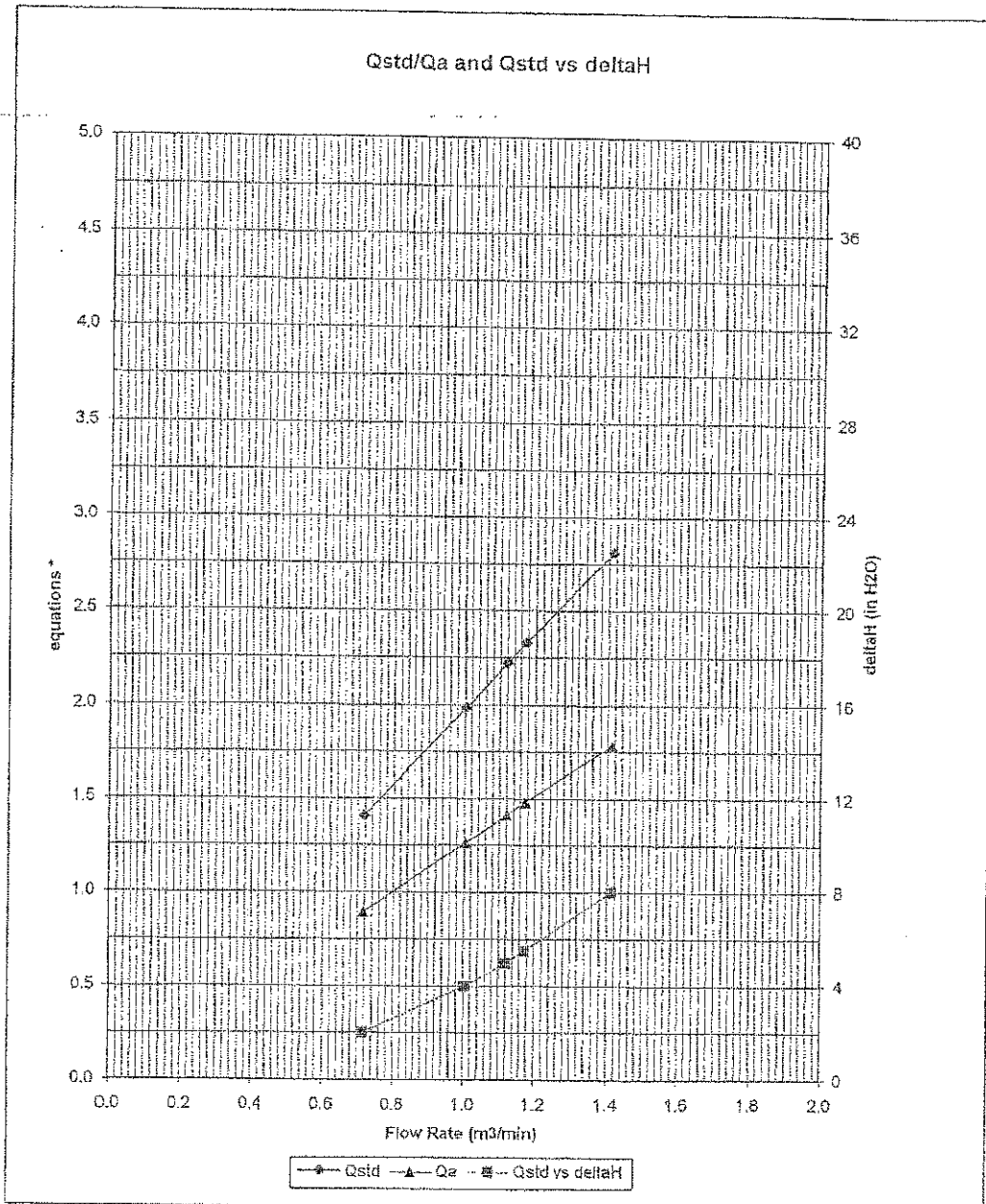
$$Qstd = 1/m \{ [\text{SQRT} (H2O (Pa/760) (298/Ta))] - b \}$$

$$Qa = 1/m \{ [\text{SQRT} H2O (Ta/Pa)] - b \}$$



TISCH ENVIRONMENTAL, INC.
 145 SOUTH MIAMI AVE.
 VILLAGE OF CLEVELAND, OH 45002
 513.467.9000
 877.263.7610 TOLL FREE
 513.467.9009 FAX
 WWW.TISCH-ENV.COM

AIR POLLUTION MONITORING EQUIPMENT



* y-axis equations:

Qstd series:
$$\sqrt{\Delta H \left(\frac{P_a}{P_{std}} \right) \left(\frac{T_{std}}{T_a} \right)}$$

Qa series:
$$\sqrt{\Delta H (T_a / P_a)}$$

#0005



Lam Geotechnics Limited

Calibration Data for High Volume Sampler (TSP Sampler)

Location : CMA1b Calibration Date : 21-Apr-12
 Equipment no. : EL452 Calibration Due Dat : 21-Jun-12

CALIBRATION OF CONTINUOUS FLOW RECORDER

Ambient Condition			
Temperature, T _a	300	Kelvin	Pressure, P _a
			1015 mmHg

Orifice Transfer Standard Information			
Equipment No.	EL086	Slope, m _c	2.01593
		Intercept, b _c	-0.03978
Last Calibration Date	11-Jul-11	$\left(H \times P_a / 1013.3 \times 298 / T_a \right)^{1/2}$ $= m_c \times Q_{std} + b_c$	
Next Calibration Date	11-Jul-12		

Calibration of RSP						
Calibration Point	Manometer Reading			Q _{std} (m ³ / min.) X-axis	Continuous Flow Recorder, W (CFM)	IC (W(P _a /1013.3x298/T _a) ^{1/2} /35.31) Y-axis
	(up)	(down)	(difference)			
1	6.0	6.0	12.0	1.7338	62	61.8448
2	4.9	4.9	9.8	1.5687	54	53.8648
3	3.9	3.9	7.8	1.4017	46	45.8849
4	2.4	2.4	4.8	1.1038	35	34.9124
5	1.5	1.5	3.0	0.8768	26	25.9349

By Linear Regression of Y on X

Slope, m = 41.3731 Intercept, b = -10.8254
 Correlation Coefficient* = 0.9983
 Calibration Accepted = Yes/No**

* if Correlation Coefficient < 0.990, check and recalibration again.

** Delete as appropriate.

Remarks : _____

Calibrated by : Sam Lam Checked by : Derek Lo
 Date : 21-Apr-12 Date : 21-Apr-12



Lam Geotechnics Limited

Calibration Data for High Volume Sampler (TSP Sampler)

Location : CMA1b Calibration Date : 15-Jun-12
 Equipment no. : EL452 Calibration Due Date : 15-Aug-12

CALIBRATION OF CONTINUOUS FLOW RECORDER

Ambient Condition			
Temperature, T _a	303	Kelvin	Pressure, P _a
			1010 mmHg

Orifice Transfer Standard Information			
Equipment No.	EL086	Slope, m _c	2.01593
		Intercept, b _c	-0.03978
Last Calibration Date	11-Jul-11	$\left(H \times P_a / 1013.3 \times 298 / T_a \right)^{1/2}$ $= m_c \times Q_{std} + b_c$	
Next Calibration Date	11-Jul-12		

Calibration of RSP						
Calibration Point	Manometer Reading			Q _{std} (m ³ / min.) X-axis	Continuous Flow Recorder, W (CFM)	IC (W(P _a /1013.3x298/T _a) ^{1/2} /35.31) Y-axis
	(up)	(down)	(difference)			
1	6.1	6.1	12.2	1.7352	62	61.3861
2	5.0	5.0	10.0	1.5728	54	53.4653
3	3.9	3.9	7.8	1.3914	45	44.5544
4	2.4	2.4	4.8	1.0958	35	34.6535
5	1.5	1.5	3.0	0.8704	26	25.7426

By Linear Regression of Y on X

Slope, m = 40.4856 Intercept, b = -10.0119
 Correlation Coefficient* = 0.9970
 Calibration Accepted = Yes/No**

* if Correlation Coefficient < 0.990, check and recalibration again.

** Delete as appropriate.

Remarks : _____

Calibrated by : Sam Lam Checked by : Derek Lo
 Date : 15-Jun-12 Date : 15-Jun-12



Lam Geotechnics Limited

Calibration Data for High Volume Sampler (TSP Sampler)

Location : CMA5a Calibration Date : 17-Apr-12
 Equipment no. : EL380 Calibration Due Date : 17-Jun-12

CALIBRATION OF CONTINUOUS FLOW RECORDER

Ambient Condition			
Temperature, T _a	298	Kelvin	Pressure, P _a
			1015 mmHg

Orifice Transfer Standard Information			
Equipment No.	EL086	Slope, m _c	2.01593
		Intercept, b _c	-0.03978
Last Calibration Date	11-Jul-11	$(H \times P_a / 1013.3 \times 298 / T_a)^{1/2}$ $= m_c \times Q_{std} + b_c$	
Next Calibration Date	11-Jul-12		

Calibration of RSP						
Calibration Point	Manometer Reading			Q _{std} (m ³ / min.) X-axis	Continuous Flow Recorder, W (CFM)	IC (W(P _a /1013.3x298/T _a) ^{1/2} /35.31) Y-axis
	(up)	(down)	(difference)			
1	6.1	6.1	12.2	1.7538	57	57.0478
2	4.9	4.9	9.8	1.5739	52	52.0436
3	3.7	3.7	7.4	1.3703	45	45.0377
4	2.4	2.4	4.8	1.1074	35	35.0293
5	1.5	1.5	3.0	0.8796	27	27.0226

By Linear Regression of Y on X

Slope, m = 34.9050 Intercept, b = -3.4321
 Correlation Coefficient* = 0.9989
 Calibration Accepted = Yes/No**

* if Correlation Coefficient < 0.990, check and recalibration again.

** Delete as appropriate.

Remarks : _____

Calibrated by : Sam Lam Checked by : Derek Lo
 Date : 17-Apr-12 Date : 17-Apr-12



Lam Geotechnics Limited

Calibration Data for High Volume Sampler (TSP Sampler)

Location : CMA5a Calibration Date : 15-Jun-12
 Equipment no. : EL380 Calibration Due Date : 15-Aug-12

CALIBRATION OF CONTINUOUS FLOW RECORDER

Ambient Condition			
Temperature, T _a	303	Kelvin	Pressure, P _a
			1010 mmHg

Orifice Transfer Standard Information			
Equipment No.	EL086	Slope, m _c	2.01593
		Intercept, b _c	-0.03978
Last Calibration Date	11-Jul-11	$\left(H \times P_a / 1013.3 \times 298 / T_a \right)^{1/2}$ $= m_c \times Q_{std} + b_c$	
Next Calibration Date	11-Jul-12		

Calibration of RSP						
Calibration Point	Manometer Reading			Q _{std} (m ³ / min.) X-axis	Continuous Flow Recorder, W (CFM)	IC (W(P _a /1013.3x298/T _a) ^{1/2} /35.31) Y-axis
	(up)	(down)	(difference)			
1	6.0	6.0	12.0	1.7211	58	57.4257
2	5.0	5.0	10.0	1.5728	52	51.4851
3	3.7	3.7	7.4	1.3558	44	43.5643
4	2.4	2.4	4.8	1.0958	35	34.6535
5	1.4	1.4	2.8	0.8416	26	25.7426

By Linear Regression of Y on X

Slope, m = 35.7743 Intercept, b = -4.5550
 Correlation Coefficient* = 0.9997
 Calibration Accepted = Yes/No**

* if Correlation Coefficient < 0.990, check and recalibration again.

** Delete as appropriate.

Remarks : _____

Calibrated by : Sam Lam Checked by : Derek Lo
 Date : 15-Jun-12 Date : 15-Jun-12



Lam Geotechnics Limited

Calibration Data for High Volume Sampler (TSP Sampler)

Location : CMA4a
 Equipment no. : EL390

Calibration Date : 17-Apr-12
 Calibration Due Date : 17-Jun-12

CALIBRATION OF CONTINUOUS FLOW RECORDER

Ambient Condition			
Temperature, T _a	528	Kelvin	Pressure, P _a
			1015 mmHg

Orifice Transfer Standard Information			
Equipment No.	EL086	Slope, m _c	2.01593
		Intercept, b _c	-0.03978
Last Calibration Date	11-Jul-11	$\left(H \times P_a / 1013.3 \times 298 / T_a \right)^{1/2}$ $= m_c \times Q_{std} + b_c$	
Next Calibration Date	11-Jul-12		

Calibration of RSP						
Calibration Point	Manometer Reading			Q _{std} (m ³ / min.) X-axis	Continuous Flow Recorder, W (CFM)	IC (W(P _a /1013.3x298/T _a) ^{1/2} /35.31) Y-axis
	(up)	(down)	(difference)			
1	6.0	6.0	12.0	1.3118	60	45.1135
2	4.9	4.9	9.8	1.1873	53	39.8502
3	3.6	3.6	7.2	1.0205	44	33.0832
4	2.4	2.4	4.8	0.8369	35	26.3162
5	1.4	1.4	2.8	0.6438	27	20.3011

By Linear Regression of Y on X

Slope, m = 37.3022 Intercept, b = -4.3719
 Correlation Coefficient* = 0.9982
 Calibration Accepted = Yes/No**

* if Correlation Coefficient < 0.990, check and recalibration again.

** Delete as appropriate.

Remarks : _____

Calibrated by : Sam Lam
 Date : 17-Apr-12

Checked by : Derek Lo
 Date : 17-Apr-12



Lam Geotechnics Limited

Calibration Data for High Volume Sampler (TSP Sampler)

Location : CMA4a Calibration Date : 15-Jun-12
 Equipment no. : EL390 Calibration Due Date : 15-Aug-12

CALIBRATION OF CONTINUOUS FLOW RECORDER

Ambient Condition			
Temperature, T _a	303	Kelvin	Pressure, P _a
			1010 mmHg

Orifice Transfer Standard Information			
Equipment No.	EL086	Slope, m _c	2.01593
		Intercept, b _c	-0.03978
Last Calibration Date	11-Jul-11	$\left(H \times P_a / 1013.3 \times 298 / T_a \right)^{1/2}$ $= m_c \times Q_{std} + b_c$	
Next Calibration Date	11-Jul-12		

Calibration of RSP						
Calibration Point	Manometer Reading			Q _{std} (m ³ / min.) X-axis	Continuous Flow Recorder, W (CFM)	IC (W(P _a /1013.3x298/T _a) ^{1/2} /35.31) Y-axis
	(up)	(down)	(difference)			
1	5.9	5.9	11.8	1.7068	60	59.4059
2	4.9	4.9	9.8	1.5572	53	52.4752
3	3.5	3.5	7.0	1.3192	44	43.5643
4	2.4	2.4	4.8	1.0958	35	34.6535
5	1.4	1.4	2.8	0.8416	26	25.7426

By Linear Regression of Y on X

Slope, m = 38.7214 Intercept, b = -7.3288
 Correlation Coefficient* = 0.9992
 Calibration Accepted = Yes/No**

* if Correlation Coefficient < 0.990, check and recalibration again.

** Delete as appropriate.

Remarks : _____

Calibrated by : Sam Lam Checked by : Derek Lo
 Date : 15-Jun-12 Date : 15-Jun-12



Lam Geotechnics Limited

Calibration Data for High Volume Sampler (TSP Sampler)

Location : CMA3a Calibration Date : 17-Apr-12
 Equipment no. : EL888 Calibration Due Date : 17-Jun-12

CALIBRATION OF CONTINUOUS FLOW RECORDER

Ambient Condition			
Temperature, T _a	298	Kelvin	Pressure, P _a
			1015 mmHg

Orifice Transfer Standard Information			
Equipment No.	EL086	Slope, m _c	2.01593
		Intercept, b _c	-0.03978
Last Calibration Date	11-Jul-11	$(H \times P_a / 1013.3 \times 298 / T_a)^{1/2}$ $= m_c \times Q_{std} + b_c$	
Next Calibration Date	11-Jul-12		

Calibration of RSP						
Calibration Point	Manometer Reading			Q _{std} (m ³ / min.) X-axis	Continuous Flow Recorder, W (CFM)	IC (W(P _a /1013.3x298/T _a) ^{1/2} /35.31) Y-axis
	(up)	(down)	(difference)			
1	5.8	5.8	11.6	1.7106	47	47.0394
2	4.6	4.6	9.2	1.5256	41	41.0344
3	3.7	3.7	7.4	1.3703	35	35.0293
4	2.4	2.4	4.8	1.1074	24	24.0201
5	1.5	1.5	3.0	0.8796	14	14.0117

By Linear Regression of Y on X

Slope, m = 40.1015 Intercept, b = -20.6552
 Correlation Coefficient* = 0.9985
 Calibration Accepted = Yes/No**

* if Correlation Coefficient < 0.990, check and recalibration again.

** Delete as appropriate.

Remarks : _____

Calibrated by : Sam Lam Checked by : Derek Lo
 Date : 17-Apr-12 Date : 17-Apr-12



Lam Geotechnics Limited

Calibration Data for High Volume Sampler (TSP Sampler)

Location : CMA3a Calibration Date : 15-Jun-12
 Equipment no. : EL888 Calibration Due Date : 15-Aug-12

CALIBRATION OF CONTINUOUS FLOW RECORDER

Ambient Condition			
Temperature, T _a	303	Kelvin	Pressure, P _a
			1010 mmHg

Orifice Transfer Standard Information			
Equipment No.	EL086	Slope, m _c	2.01593
		Intercept, b _c	-0.03978
Last Calibration Date	11-Jul-11	$(H \times P_a / 1013.3 \times 298 / T_a)^{1/2}$ $= m_c \times Q_{std} + b_c$	
Next Calibration Date	11-Jul-12		

Calibration of RSP						
Calibration Point	Manometer Reading			Q _{std} (m ³ / min.) X-axis	Continuous Flow Recorder, W (CFM)	IC (W(P _a /1013.3x298/T _a) ^{1/2} /35.31) Y-axis
	(up)	(down)	(difference)			
1	6.0	6.0	12.0	1.7211	48	47.5247
2	4.7	4.7	9.4	1.5255	41	40.5940
3	3.8	3.8	7.6	1.3737	34	33.6634
4	2.4	2.4	4.8	1.0958	24	23.7624
5	1.6	1.6	3.2	0.8983	15	14.8515

By Linear Regression of Y on X

Slope, m = 39.5332 Intercept, b = -20.2184
 Correlation Coefficient* = 0.9991
 Calibration Accepted = Yes/No**

* if Correlation Coefficient < 0.990, check and recalibration again.

** Delete as appropriate.

Remarks : _____

Calibrated by : Sam Lam Checked by : Derek Lo
 Date : 15-Jun-12 Date : 15-Jun-12



Lam Geotechnics Limited

Calibration Data for High Volume Sampler (TSP Sampler)

Location : CMA2a Calibration Date : 17-Apr-12
 Equipment no. : EL449 Calibration Due Date : 17-Jun-12

CALIBRATION OF CONTINUOUS FLOW RECORDER

Ambient Condition			
Temperature, T _a	298	Kelvin	Pressure, P _a
			1015 mmHg

Orifice Transfer Standard Information			
Equipment No.	EL086	Slope, m _c	2.01593
		Intercept, b _c	-0.03978
Last Calibration Date	11-Jul-11	$\left(H \times P_a / 1013.3 \times 298 / T_a \right)^{1/2}$ $= m_c \times Q_{std} + b_c$	
Next Calibration Date	11-Jul-12		

Calibration of RSP						
Calibration Point	Manometer Reading			Q _{std} (m ³ / min.) X-axis	Continuous Flow Recorder, W (CFM)	IC (W(P _a /1013.3x298/T _a) ^{1/2} /35.31) Y-axis
	(up)	(down)	(difference)			
1	6.2	6.2	12.4	1.7680	52	52.0436
2	5.1	5.1	10.2	1.6053	44	44.0369
3	4.0	4.0	8.0	1.4239	37	37.0310
4	2.5	2.5	5.0	1.1299	26	26.0218
5	1.5	1.5	3.0	0.8796	14	14.0117

By Linear Regression of Y on X

Slope, m = 41.6997 Intercept, b = -22.1386
 Correlation Coefficient* = 0.9988
 Calibration Accepted = Yes/No**

* if Correlation Coefficient < 0.990, check and recalibration again.

** Delete as appropriate.

Remarks : _____

Calibrated by : Sam Lam Checked by : Derek Lo
 Date : 17-Apr-12 Date : 17-Apr-12



Lam Geotechnics Limited

Calibration Data for High Volume Sampler (TSP Sampler)

Location : CMA2a Calibration Date : 15-Jun-12
 Equipment no. : EL449 Calibration Due Date : 15-Aug-12

CALIBRATION OF CONTINUOUS FLOW RECORDER

Ambient Condition			
Temperature, T _a	303	Kelvin	Pressure, P _a
			1010 mmHg

Orifice Transfer Standard Information			
Equipment No.	EL086	Slope, m _c	2.01593
		Intercept, b _c	-0.03978
Last Calibration Date	11-Jul-11	$\left(H \times P_a / 1013.3 \times 298 / T_a \right)^{1/2}$ $= m_c \times Q_{std} + b_c$	
Next Calibration Date	11-Jul-12		

Calibration of RSP						
Calibration Point	Manometer Reading			Q _{std} (m ³ / min.) X-axis	Continuous Flow Recorder, W (CFM)	IC (W(P _a /1013.3x298/T _a) ^{1/2} /35.31) Y-axis
	(up)	(down)	(difference)			
1	6.2	6.2	12.4	1.7492	53	52.4752
2	5.1	5.1	10.2	1.5883	45	44.5544
3	4.0	4.0	8.0	1.4089	38	37.6237
4	2.5	2.5	5.0	1.1179	26	25.7426
5	1.6	1.6	3.2	0.8983	15	14.8515

By Linear Regression of Y on X

Slope, m = 43.2622 Intercept, b = -23.4638
 Correlation Coefficient* = 0.9991
 Calibration Accepted = Yes/No**

* if Correlation Coefficient < 0.990, check and recalibration again.

** Delete as appropriate.

Remarks : _____

Calibrated by : Sam Lam Checked by : Derek Lo
 Date : 15-Jun-12 Date : 15-Jun-12



Lam Geotechnics Limited

Calibration Data for High Volume Sampler (TSP Sampler)

Location : CMA6a Calibration Date : 17-Apr-12
 Equipment no. : EL448 Calibration Due Date : 17-Jun-12

CALIBRATION OF CONTINUOUS FLOW RECORDER

Ambient Condition			
Temperature, T _a	298	Kelvin	Pressure, P _a
			1015 mmHg

Orifice Transfer Standard Information			
Equipment No.	EL086	Slope, m _c	2.01593
		Intercept, b _c	-0.03978
Last Calibration Date	11-Jul-11	$\left(H \times P_a / 1013.3 \times 298 / T_a \right)^{1/2}$ $= m_c \times Q_{std} + b_c$	
Next Calibration Date	11-Jul-12		

Calibration of RSP						
Calibration Point	Manometer Reading			Q _{std} (m ³ / min.) X-axis	Continuous Flow Recorder, W (CFM)	IC (W(P _a /1013.3x298/T _a) ^{1/2} /35.31) Y-axis
	(up)	(down)	(difference)			
1	6.1	6.1	12.2	1.7538	59	59.0495
2	4.8	4.8	9.6	1.5580	51	51.0428
3	3.9	3.9	7.8	1.4063	44	44.0369
4	2.5	2.5	5.0	1.1299	35	35.0293
5	1.5	1.5	3.0	0.8796	25	25.0210

By Linear Regression of Y on X

Slope, m = 38.4474 Intercept, b = -8.8956
 Correlation Coefficient* = 0.9987
 Calibration Accepted = Yes/No**

* if Correlation Coefficient < 0.990, check and recalibration again.

** Delete as appropriate.

Remarks : _____

Calibrated by : Sam Lam Checked by : Derek Lo
 Date : 17-Apr-12 Date : 17-Apr-12



Lam Geotechnics Limited

Calibration Data for High Volume Sampler (TSP Sampler)

Location : CMA6a Calibration Date : 15-Jun-12
 Equipment no. : EL448 Calibration Due Date : 15-Aug-12

CALIBRATION OF CONTINUOUS FLOW RECORDER

Ambient Condition			
Temperature, T _a	303	Kelvin	Pressure, P _a
			1010 mmHg

Orifice Transfer Standard Information			
Equipment No.	EL086	Slope, m _c	2.01593
		Intercept, b _c	-0.03978
Last Calibration Date	11-Jul-11	$\left(H \times P_a / 1013.3 \times 298 / T_a \right)^{1/2}$ $= m_c \times Q_{std} + b_c$	
Next Calibration Date	11-Jul-12		

Calibration of RSP						
Calibration Point	Manometer Reading			Q _{std} (m ³ / min.) X-axis	Continuous Flow Recorder, W (CFM)	IC (W(P _a /1013.3x298/T _a) ^{1/2} /35.31) Y-axis
	(up)	(down)	(difference)			
1	6.1	6.1	12.2	1.7352	59	58.4158
2	4.8	4.8	9.6	1.5415	51	50.4950
3	3.9	3.9	7.8	1.3914	45	44.5544
4	2.5	2.5	5.0	1.1179	35	34.6535
5	1.5	1.5	3.0	0.8704	24	23.7624

By Linear Regression of Y on X

Slope, m = 39.5476 Intercept, b = -10.2730
 Correlation Coefficient* = 0.9995
 Calibration Accepted = Yes/No**

* if Correlation Coefficient < 0.990, check and recalibration again.

** Delete as appropriate.

Remarks : _____

Calibrated by : Sam Lam Checked by : Derek Lo
 Date : 15-Jun-12 Date : 15-Jun-12